


Printables

for any

Word List



Free Sample



Printables for any Word List



Purpose: Your printables have been designed to complement your reading and spelling programs.

Most pages in this file are aimed to suit the different levels of acquisition in your classroom with the use of the empty box . This allows the teacher to differentiate the amount of words allocated to the word list and the student.

A variety of activities involving pairs, art, hands-on, mathematical, word work and more has been included so that your students are working with words in different ways thus meeting the varied learning styles in your classroom.

How to: Print off the pages that are suitable to your students. You may like to staple them as a booklet, using the student booklet cover seen in the file. You could also print two worksheets to one page using your printer settings.


Use the different modes of recording (hands-on, mathematical, pair work, working on meaning, art etc.) words based on your program and students.





My Garden of Words

Write words from your word list inside the flowers and creatures that you see in your garden.






I am Reading



Write words from your list.


Read all of your words in different voices.



Read like a:


teacher lion monkey rock star dog grandpa





I can Type

Write words from your word list by typing each one. Then write your words on your iPad below.




I typed words on my iPad.

Longest and Shortest

Write of the longest words from your list.

Write of the shortest words from your list.



Four, Five, Six and More



Write words from your list that have four letters.

Write words from your list that have five letters.

Write words from your list that have six letters.

Write words from your list that have seven or more letters.

4

5

6

7+

Common Nouns - Objects

A common noun names a general person, place or thing. Write things from your word list that you can touch.






Write the word and draw a picture to match inside the house.



Read my Lips!

Each partner must **write** words from the word list.

Partners then take turns to **say** the word only using their lips. No sound can come out of your mouth, not even a whisper!





In my **Hand**



Trace around your hand. Record words from your word list inside your hand. **Decorate** your hand.



count and Color



Write words from your word list.


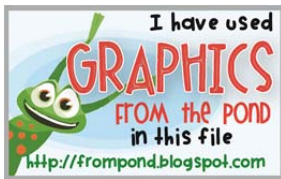
Color in the correct amount in each ten frame by counting up the letters in each word.

Handwriting practice lines consisting of a solid top line, a dashed middle line, and a solid bottom line. There are ten such sets of lines arranged vertically down the page.

Ten frames for coloring, arranged in two columns of five. Each frame is a 2x5 grid of squares.

Credits

Clip art by: Graphics From the Pond, Melonheadz Illustrating, Little Red, Kari Bolt, Krista Wallden, [Tracee Ormon](#), Ashley Hughes, EduClips, Teacher Laura, Dots of Fun, Ink and Things, Zip-a-Dee-Doh-Dah Designs, Scrappin Doodles, [Glitter Meets Glue](#) & [Clipart Stand](#)



Fonts by: Graphics From the Pond and Kimberly Geswein Fonts.

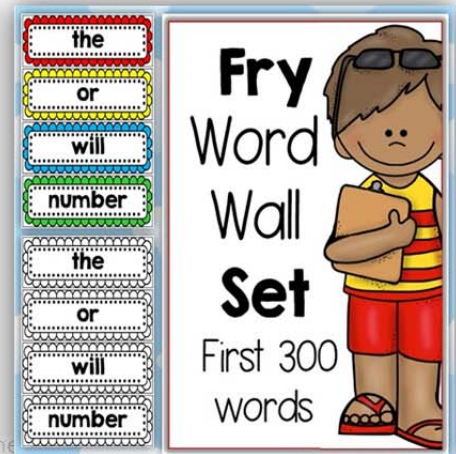
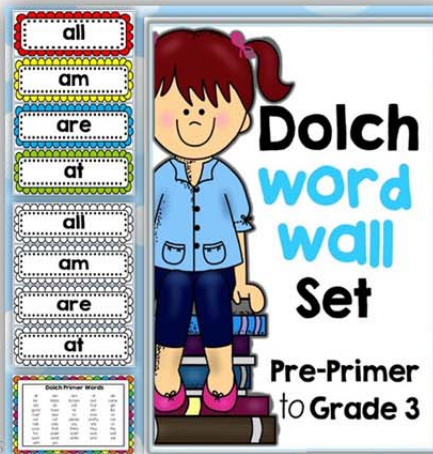



Similar Resources

Bottle Cap Games for any Word List

Dolch Word Wall

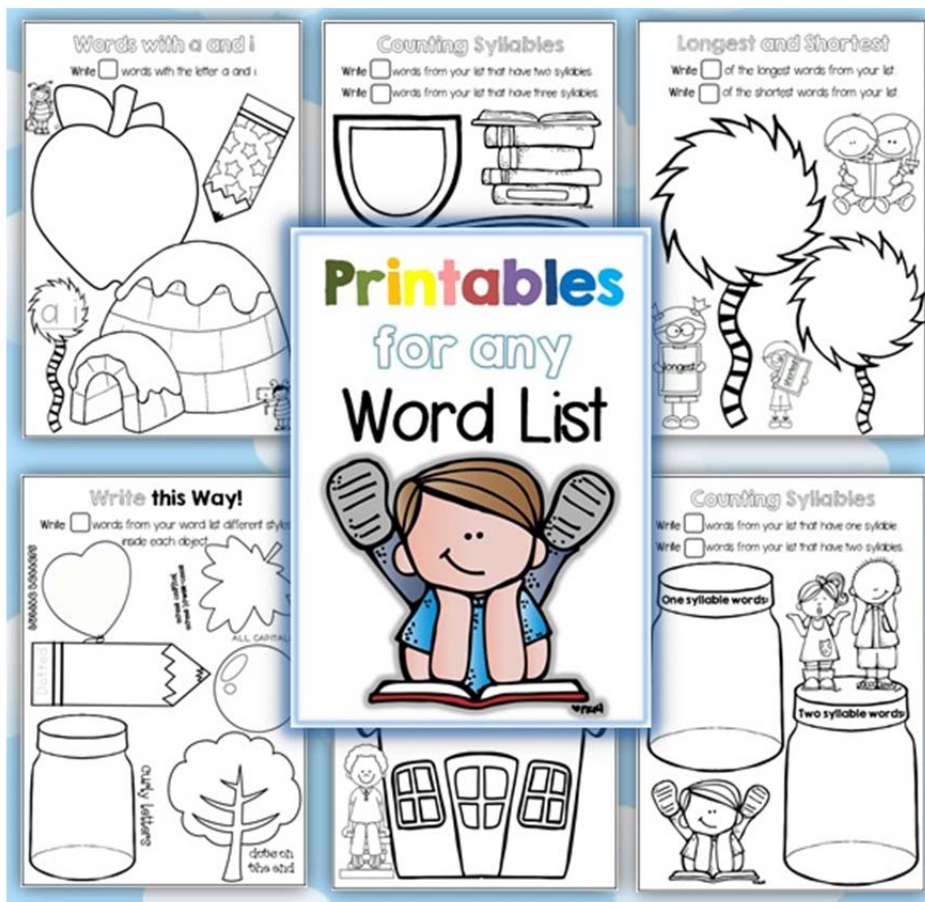
Fry Word Wall



Thank you for downloading our fan

freebie. I hope you find it useful for *any word list* that you are using with your students.

This file is a sample of our very popular [‘Printables for any Word List’](#) which is available in our TpT store. Or you can read more about it on our blog, [here](#).



clever classroom